

Welcome to MoodleMoot Spain 2018

We look forward to seeing you all in Barcelona, from 27 - 29 June at the Centre d'Estudis Jurídics i Formació Especialitzada (CEJFE).

Please find in this documentation information to help guide your preparation to attend MoodleMoot Spain!

MoodleMoot Spain 2018 Team
mootes@moodle.com

Content

Conference information	2
Venue information	3
Accommodation	5
Program	5
Workshop registration	6
Food and beverage	6
What to bring	6
Dresscode	7
Join us for...	7
Get social!	7
Thank you to our #MootES18 supporters	7
Event contact	8
MoodleMoot Spain 2018 - event attendance checklist	8

Conference information

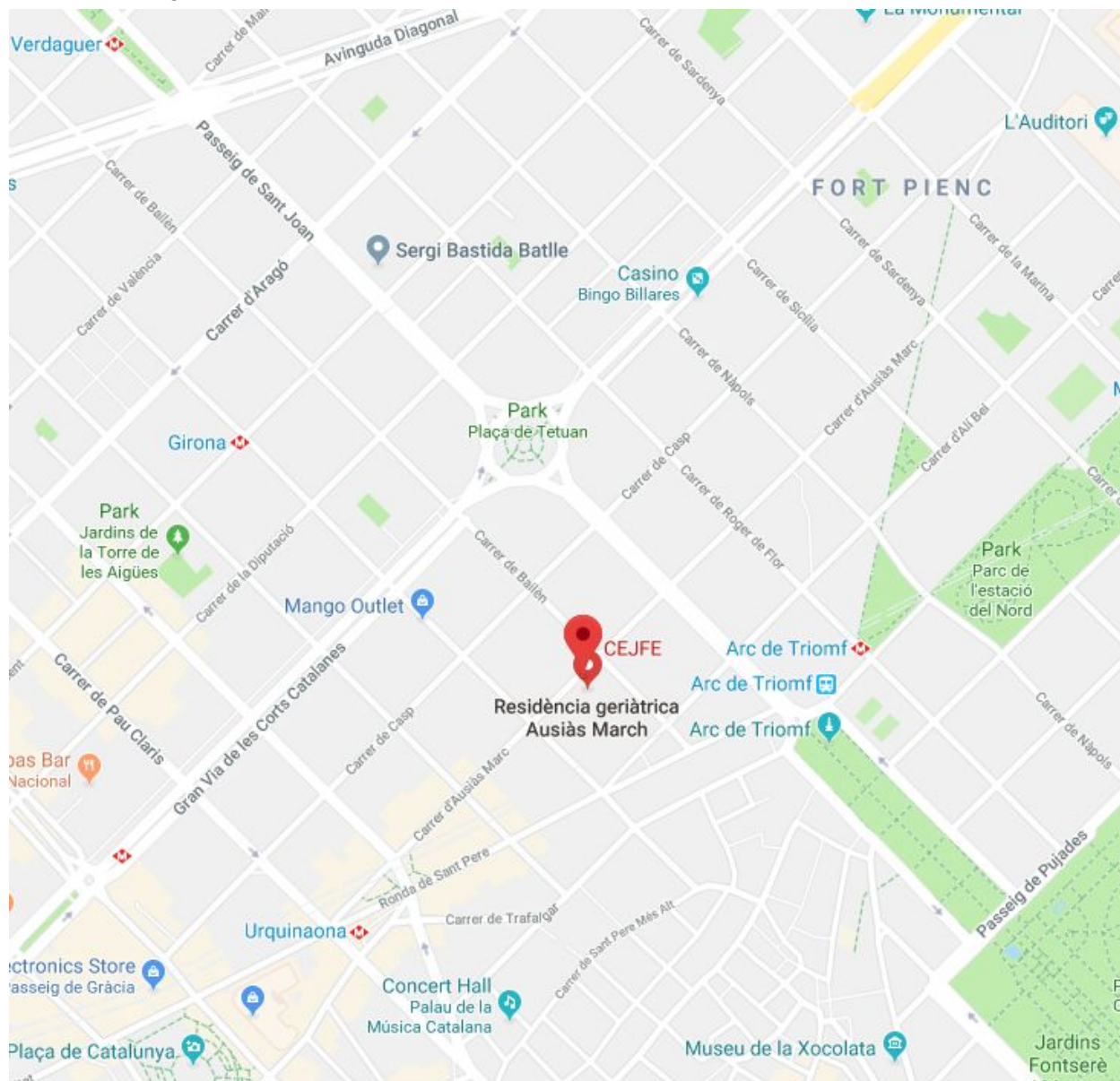
[MoodleMoot Spain 2018](#)

Venue: Centre d'Estudis Jurídics i Formació Especialitzada (CEJFE)

Address: c. Ausiàs Marc, 40. 08010 Barcelona

Dates: 27 - 29 June 2018

Venue opening hours: 8am - 8pm

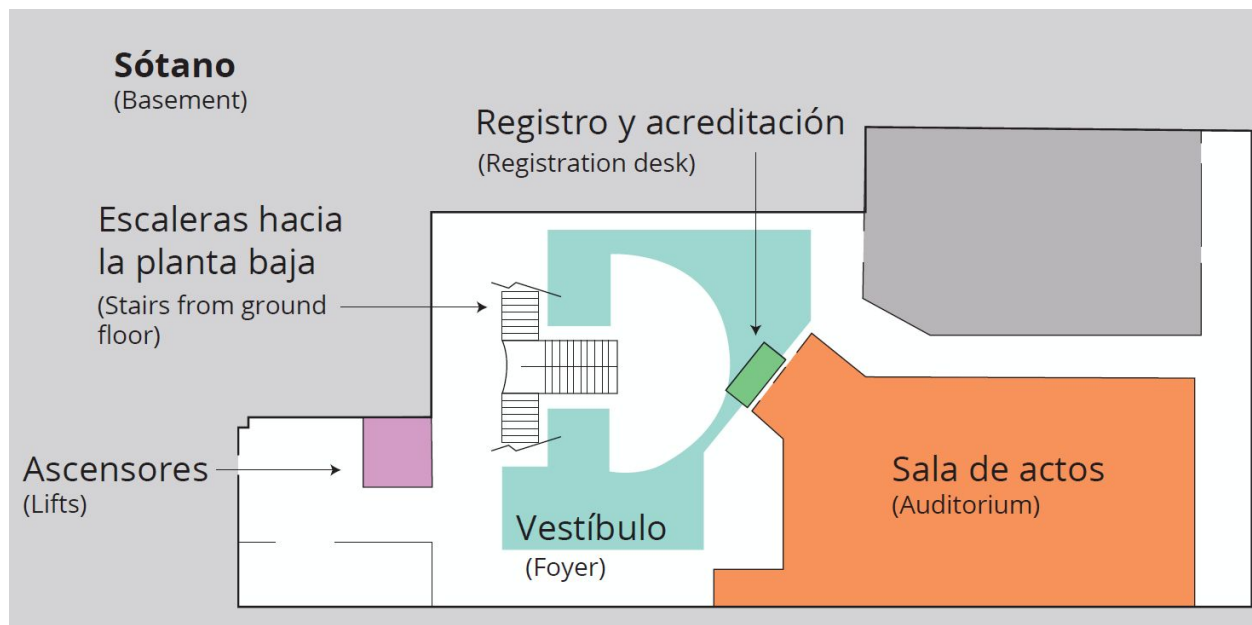


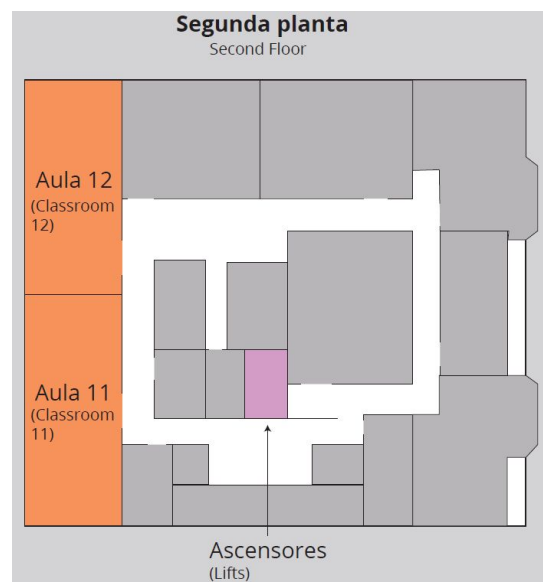
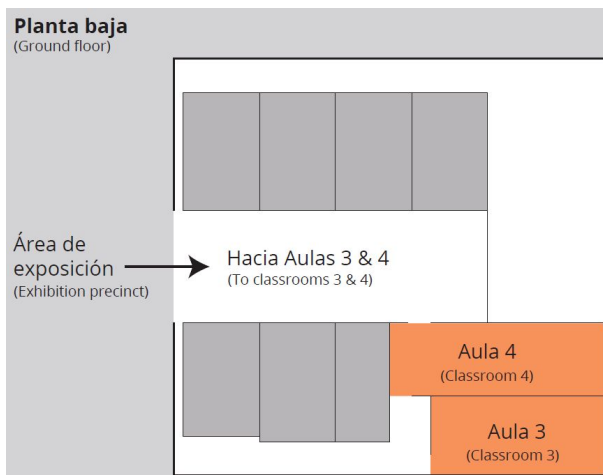
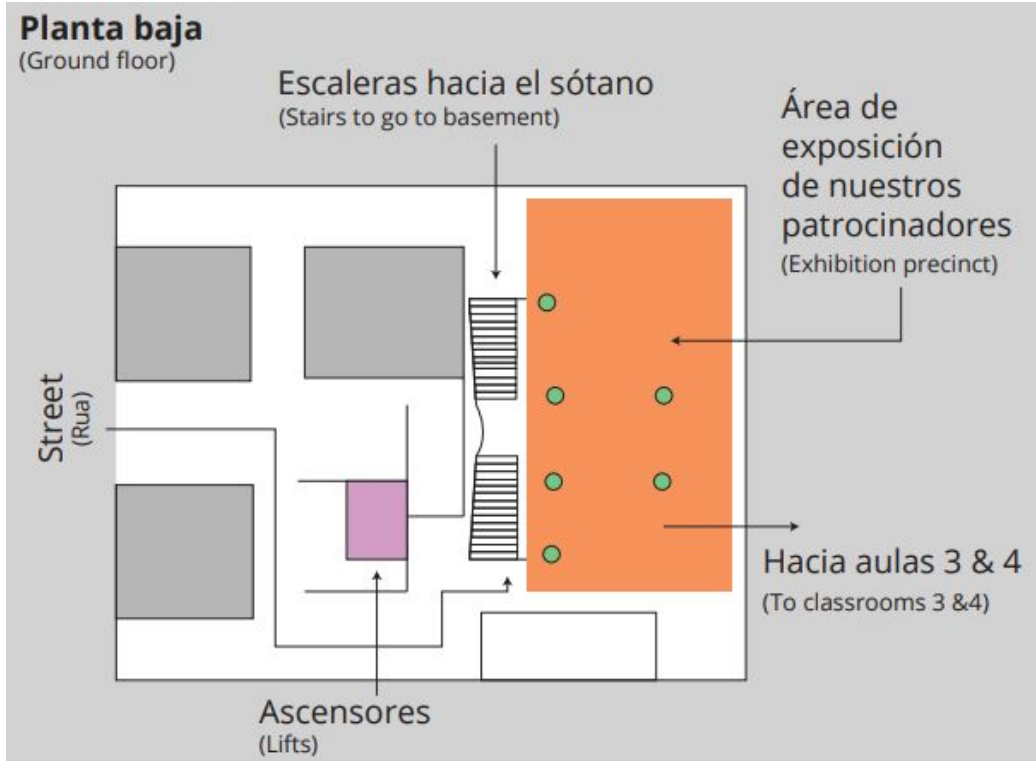
Venue information

MootES18 will be held across three levels at the CEJFE:

- Entrance is from Carrer d'Ausiàs Marc, 40;
- The main auditorium, which is where we are holding our plenary sessions and some breakout sessions is on the basement level;
- The catering will be spread across two levels - in the foyer areas of the basement and the ground floor close to the exhibition precinct.
- Registration will take place on the basement level, outside of the main auditorium.
- The exhibition area will be located on the ground level (entrance level).
- Breakout rooms are Classrooms 11 & 12 (located on the second floor) and Classrooms 3 & 4, located on the ground floor. These can be accessed via stairs and elevators.

Please see the following floorplans for your information.





Getting there

There are many ways to get to the CEJFE, including catching taxis, underground, rail and buses.

- Underground: Line 1 (L1) Urquinaona or Line 2 (L2) Tetuan.
- Rail stations: Arc de Triomf & Pl. Catalunya

- Busses: Lines B24, B25, 19, 39, 40, 41, 42, 51, 55, 141
- Bicing: Ausiàs Marc with Bruc, Méndez Núñez connect to Trafalgar, Casp with Pg. de Sant Joan

Registration

Registration desk will be on the basement level outside the Main Auditorium. Reception staff will direct you to our event and follow the signs.

Accommodation

We have listed some [local hotels on our website](#) of varying prices for your convenience.

Other nearby hotels can be viewed through [this search page](#).

Program

Our conference program can be accessed through:

- Our website: <https://moodlemoot.org/mootes18/program/>
- On our MoodleMoot app, which you can download from:
 - [MoodleMoot for Android](#)
 - [MoodleMoot for iPhone](#)
 - [Mobile web app](#)

Day 1 of MoodleMoot Spain 2018

- 9.15am (registration) - 5.05pm.
- Day 1 will start with a keynote address by Martin Dougiamas, Moodle Founder and CEO
- This will be followed by 12 Moodle presentations (sessions are usually in blocks of 30 minutes), MoodleMoot sponsor sessions, GDPR session and a MUA meeting.
- Ending Day 1 will be some casual welcome drinks within the CEJFE followed by social activities to be self-organised (5:30pm - 6:30pm).

Social activities ideas can be viewed on our website:

<https://moodlemoot.org/mootes18/social-activities/>

Day 2 of MoodleMoot Spain 2018

- 9am (registration) - 5.05pm.
- Second day begins with a keynote session titled 'The big question: how will the University of 2030 be?' delivered by Lourdes Guardia, followed by 22 presentations, Dr Moodle Panel session and then introductions to MoodleNet & Learn Moodle.
- At 7.30pm, the Moodle Party will begin at El Born Centre de Cultura i Memòria where there will be food, drinks and entertainment throughout the evening.

Day 3 of MoodleMoot Spain 2018

- 10am (registration & coffee) - 1.30pm
- The last day is a variety of Moodle HQ led workshops.
- The closing session will be delivered by Martin Dougiamas

Moodle Party

- The Moodle Party will run from 7:30pm - 12am on Thursday 28 June.
- All food and drinks will be catered for and there will be entertainment involving:
 - Castellars Colla Jove de Barcelona
 - Sobrino del Diablo
 - Caricaturas
 - BossaNova Band

Workshop registration

Moodlers, please register for day 3 workshops on our [MoodleMoot app](#).

We have a number of Moodle HQ and Moodle Partners workshops, including ones on Collaboration in Moodle - Advanced workshop, Dev Jam, Learning Analytics, Mobile Learning Masterclass, Accessibility the easy way

To register and not miss out on your preferred workshops, please register as soon as possible by following these steps:

Download MoodleMoot App > Choose MoodleMoot Spain 2018 > Select "schedule" > swipe right for the workshops you would like to attend.

Food and beverage

All meals and drinks will be provided during the conference.

If you have any dietary requirements and have not communicated this within your registration, please email us immediately at MootES@moodle.com

What to bring

Please ensure that you bring the following items for the conference:

- Laptop or other mobile device (for note taking or participating in workshops)
- Notebooks + pens
- Comfortable footwear and clothing, taking into account the weather

- Copies of your presentation (on USB), if you are presenting
- Your mobile devices (with the MoodleMoot app downloaded) for all the latest notifications

Dresscode

We encourage smart, neat and comfortable clothing with comfortable footwear throughout all the days of the conference.

Join us for...

A number of fun, social activities throughout the conference, including:

- Chatting to Moodle HQ members for latest updates
- Meeting our Moodle Partners and finding out how to extend your Moodle sites
- Many more activities...so turn on the notifications on your MoodleMoot app or follow us on Twitter [@MoodleMootSpain](https://twitter.com/MoodleMootSpain)

Get social!

Share with us all your thoughts, what you have learnt, what you are enjoying about MoodleMoot Spain 2018 on Facebook or Twitter!

Don't forget to use **#MootES18** and tag us at [@MoodleMootSpain](https://twitter.com/MoodleMootSpain)

Thank you to our #MootES18 supporters

Thank you to our MoodleMoot Spain 2018 sponsors:

- [Moodle](#)
- [Moodlerooms](#)
- [Blackboard](#)
- [ReadSpeaker](#)
- [Wiris](#)
- [3iPunt](#)

Schedule meeting times with our supporters through the MoodleMoot app by following these steps:

Open your app > Exhibitor > Choose who you would like to meet > Click on primary contact > Schedule a time > An email will be sent to the exhibitor to confirm your meeting time.

Event contact

For all queries in the lead up and during the event please contact us via email on - mootes@moodle.com

MoodleMoot Spain 2018 - event attendance checklist

So you don't miss on any important information, please refer to the checklist below to assist your preparation for MoodleMoot Spain 2018.

Things to do before #MootES18 starts
<ul style="list-style-type: none"><input type="checkbox"/> Download the MoodleMoot app<input type="checkbox"/> Register for sessions using the MoodleMoot app<input type="checkbox"/> Make sure Moodle HQ knows your dietary requirements<input type="checkbox"/> Email through any event questions<input type="checkbox"/> Organise travel to and from the conference<input type="checkbox"/> Check out the program
Things to bring
<ul style="list-style-type: none"><input type="checkbox"/> Laptop and/or Mobile device<input type="checkbox"/> Your presentation on USB stick (if you are presenting)<input type="checkbox"/> Sunscreen and comfortable footwear<input type="checkbox"/> Small refillable water bottle<input type="checkbox"/> Pen and paper (if required)